

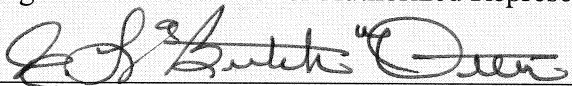




# STATE FISCAL STABILIZATION FUND APPLICATION

## PART 1: APPLICATION COVER SHEET (CFDA Nos. 84.394 and 84.397)



Legal Name of Applicant (Office of the Governor):  <b>Office of Idaho Governor C.L. "Butch" Otter</b>	Applicant's Mailing Address:  <b>P.O. Box 83720 Boise, ID 83720-0034</b>
State Contact for the Education Stabilization Fund (CFDA No. 84.394)  Name: <b>Wayne Hammon</b> Position and Office: <b>Administrator</b> Contact's Mailing Address: <b>Idaho Division of Financial Management P.O. Box 83720 Boise, ID 83720-0032</b>  Telephone: <b>208-334-3900</b> Fax: <b>208-334-2438</b> E-mail address: <b>wayne.hammon@dfm.idaho.gov</b>	State Contact for the Government Services Fund (CFDA No. 84.397) <i>(Enter "same" if the same individual will serve as the contact for both the Education Stabilization Fund and the Government Services Fund.)</i> Name:  Position and Office:  Contact's Mailing Address:  <b>SAME</b>  Telephone: Fax: E-mail address:

To the best of my knowledge and belief, all of the information and data in this application are true and correct.


Governor or Authorized Representative of the Governor (Printed Name):  <b>Governor C.L. "Butch" Otter</b>	Telephone:  <b>208-334-2100</b>
Signature of Governor or Authorized Representative of the Governor: 	Date:  

Recommended Statement of Support from the Chief State School Officer (Optional):



The State educational agency will cooperate with the Governor in the implementation of the State Fiscal Stabilization Fund program.

Chief State School Officer (Printed Name):  <b>Superintendent of Public Instruction Tom Luna</b>	Telephone:  <b>208-332-6800</b>
Signature of the Chief State School Officer: 	Date: <b>4/24/09</b> 

## PART 2: EDUCATION REFORM ASSURANCES

The Governor or his/her authorized representative assures the following: 

- (1) The State will take actions to improve teacher effectiveness and comply with section 1111(b)(8)(C) of the Elementary and Secondary Education Act of 1965, as amended (ESEA) (20 U.S.C. 6311(b)(8)(C)) in order to address inequities in the distribution of highly qualified teachers between high- and low-poverty schools, and to ensure that low-income and minority children are not taught at higher rates than other children by inexperienced, unqualified, or out-of-field teachers. (*Achieving Equity in Teacher Distribution Assurance*)
- (2) The State will establish a longitudinal data system that includes the elements described in section 6401(e)(2)(D) of the America COMPETES Act (20 U.S.C. 9871(e)(2)(D)). (*Improving Collection and Use of Data Assurance*)
- (3) The State will –
  - (3.1) Enhance the quality of the academic assessments it administers pursuant to section 1111(b)(3) of the ESEA (20 U.S.C. 6311(b)(3)) through activities such as those described in section 6112(a) of the ESEA (20 U.S.C. 7301a(a)); (*Improving Assessments Assurance*)
  - (3.2) Comply with the requirements of paragraphs (3)(C)(ix) and (6) of section 1111(b) of the ESEA (20 U.S.C. 6311(b)) and section 612(a)(16) of the Individuals with Disabilities Education Act (IDEA) (20 U.S.C. 1412(a)(16)) related to the inclusion of children with disabilities and limited English proficient students in State assessments, the development of valid and reliable assessments for those students, and the provision of accommodations that enable their participation in State assessments; (*Inclusion Assurance*) and
  - (3.3) Take steps to improve State academic content standards and student academic achievement standards consistent with section 6401(e)(1)(A)(ii) of the America COMPETES Act. (*Improving Standards Assurance*)
- (4) The State will ensure compliance with the requirements of section 1116(b)(7)(C)(iv) and section 1116(b)(8)(B) of the ESEA with respect to schools identified under these sections. (*Supporting Struggling Schools Assurance*)

Governor or Authorized Representative of the Governor (Printed Name):	
Governor C.L. "Butch" Otter 	
Signature: 	Date: <i>April 24, 2009</i>

### PART 3: INITIAL BASELINE DATA FOR EDUCATION REFORM ASSURANCES

#### SPECIAL NOTES:

- In completing this portion of the application, please refer to Appendix B – Instructions for Part 3: Initial Baseline Data for Education Reform Assurances.
- The data described in Appendix B for two of the education reform assurances in Part 2 of the application – the Improving Assessments Assurance and the Improving Standards Assurance – are the most current available baseline data for these areas. Thus, the Department is not inviting States to submit additional information with respect to these two assurances.
- The Governor or his/her authorized representative should confirm whether the initial baseline data sources described in Appendix B for the four assurances referenced below – Achieving Equity in Teacher Distribution; Improving Collection and Use of Data; Improving State Academic Content and Student Achievement Standards; and Supporting Struggling Schools – reflect the State's current status with respect to these assurances. A State that confirms the use of these initial baseline data sources does not have to submit additional baseline data with this application. If a State elects not to use the identified data sources for one or more of these four assurances, it must submit other initial baseline data for that assurance.

The Governor or his/her authorized representative confirms that the data sources that are currently available to the Department and described in Appendix B are a reasonable reflection of the current status of the State with respect to the following education reform assurances that he/she provided in Part 2 of the Application (*check only those assurances for which the State accepts the data described in Appendix B*):

XXX Achieving Equity in Teacher Distribution Assurance.

XXX Improving Collection and Use of Data Assurance.


XXX Improving Standards Assurance.

XXX Supporting Struggling Schools Assurance.

Governor or Authorized Representative of the Governor (Printed Name):

**Governor C.L. "Butch" Otter**

Signature:



Date:

*April 24, 2009*

## PART 4, SECTION A: MAINTENANCE-OF-EFFORT (MOE) ASSURANCE

### SPECIAL NOTES:

- In completing Part 4 of the application, please refer to Appendix C – Instructions for Part 4: Maintenance of Effort.
- The Governor or his/her authorized representative should check only those MOE requirements that he or she anticipates the State will meet. If the Governor or his/her authorized representative anticipates that the State will be unable to meet one or more of the requirements, he or she must sign the additional waiver assurance in Part 4, Section B.
- For the purpose of determining MOE, State support for public institutions of higher education (IHEs) must not include support for capital projects or for research and development or tuition and fees paid by students.

The Governor or his/her authorized representative assures the following (*check appropriate assurances that apply*):

XXX In FY 2009, the State will maintain State support for elementary and secondary education at least at the level of such support in FY 2006.

XXX In FY 2010, the State will maintain State support for elementary and secondary education at least at the level of such support in FY 2006.

\_\_\_\_\_ In FY 2011, the State will maintain State support for elementary and secondary education at least at the level of such support in FY 2006.

XXX In FY 2009, the State will maintain State support for public IHEs at least at the level of such support in FY 2006.

XXX In FY 2010, the State will maintain State support for public IHEs at least at the level of such support in FY 2006.

\_\_\_\_\_ In FY 2011, the State will maintain State support for public IHEs at least at the level of such support in FY 2006.


---OR---

\_\_\_\_\_ To the best of his/her knowledge and based on the best available data, the State will be unable to meet any of the above-referenced maintenance-of-effort requirements.

Governor or Authorized Representative of the Governor (Printed Name):

**Governor C.L. "Butch" Otter**

Signature:



Date:

*April 24, 2009*

## PART 4, SECTION B: MAINTENANCE-OF-EFFORT WAIVER ASSURANCE

### SPECIAL NOTES:

- If a State anticipates that it will be unable to comply with one or more of the Stabilization program MOE requirements referenced in Part 4, Section A of the application, the State must provide the assurance below.
- States that anticipate meeting all of the Stabilization program MOE requirements should not complete the waiver assurance in this section of the application. *See* Appendix C – Instructions for Part 4: Maintenance of Effort. The criterion for a waiver of the MOE requirements is provided in Appendix C.
- The Department will be providing additional guidance to States regarding the process for applying for waivers of the Stabilization program MOE requirements.


The Governor or his/her authorized representative assures the following:

To the best of his/her knowledge and based on the best available data, the State meets or will meet the eligibility criterion for a MOE waiver for each of the Stabilization program MOE requirements that the Governor or his/her authorized representative anticipates the State will be unable to meet.

Governor or Authorized Representative of the Governor (Printed Name):

**Governor C.L. "Butch" Otter**

Signature:



Date:

*April 24, 2009*

## PART 4, SECTION C: MAINTENANCE-OF-EFFORT BASELINE DATA

### SPECIAL NOTES:

- A State has some flexibility in determining the “levels of State support” for MOE purposes. For example, for the purpose of the elementary and secondary education MOE requirements, a State may use the level of support that the State provides through its primary elementary and secondary funding formulae, or it may use other relevant data. *See* Appendix C – Instructions for Part 4: Maintenance of Effort.

**1. Levels of State support for elementary and secondary education** *(the amounts may reflect the levels of State support on either an aggregate basis or a per-student basis):*

FY 2006      \$ 1,043,039,900

FY 2009\*      \$ 1,493,174,100 (original approps)

FY 2010\*      \$ 1,383,750,900

FY 2011\*      \$ unknown at this time

(\* Provide data to the extent that data are currently available.)

**2. Levels of State support for public institutions of higher education** *(enter amounts for each year):*

FY 2006      \$ 292,953,000

FY 2009\*      \$ 363,311,400 (original approps)

FY 2010\*      \$ 316,480,700

FY 2011\*      \$ unknown at this time

(\* Provide data to the extent that data are currently available.)

**3. Additional Submission Requirements:** In an attachment to the application –

- (a) Identify and describe the data sources used in determining the levels of State support for elementary and secondary education; - and -
- (b) Identify and describe the data sources used in determining the levels of State support for public IHEs.

### **Part 4, Section C, #3 (a) & (b)**

Data sources used in determining levels of state support:

Idaho Division of Financial Management Budget Development System database (includes information on legislation currently pending before state legislature)

IDAHO EDUCATION FY 2006-FY 2010  
(IN WHOLE DOLLARS)

4/9/2009

K-12

## 500 Public Education

Administration (General Fund)  
Teachers (General Fund)  
Operations (General Fund)  
Children's Programs (General Fund)  
Facilities (General Fund)

Subtotal Public Education (General Fund)

Dedicated Public Education Funds

Total Public Education

## 503 Professional Technical Education

General Programs (Secondary)

General Fund

Dedicated Funds (Hazardous Mtl/Waste Enforcement)

Total General Programs (Secondary)

TOTAL K-12

## Higher Education

## 503 Professional Technical Education

Post-Secondary

General Fund

## 505 Community Colleges

General Fund

Dedicated Funds (Alcohol Sales Revenue)

Total Community Colleges

## 510 Universities and College

General Fund

Dedicated Funds (Endowment)

Total Universities and College

TOTAL Higher Education

GRAND TOTAL

Year-to-Year Change  
Percentage Change

IDAHO EDUCATION FY 2006-FY 2010  
(IN WHOLE DOLLARS)

	Appropriation FY 2006	Appropriation FY 2007	Appropriation FY 2008	Appropriation FY 2009	FY 2009 Changes				ABRA Substitute	REDUCED FY 2009	CURRENT ESTIMATE FY 2010	FY 2010 Comments
					4% Sept./Dec.	Feb. One-Time	2% Feb.	Health Benefits				
75,195,300	79,701,000	83,089,900	85,391,500	85,391,500	-	-	-	-	-	85,391,500	76,256,700	
645,725,500	685,164,900	721,720,900	746,180,700	746,180,700	-	-	-	-	-	746,180,700	696,256,000	
250,479,500	504,096,100	525,558,000	538,844,200	538,844,200	-	-	-	-	(85,097,600)	454,746,600	499,843,600	
15,710,000	24,925,000	24,945,000	28,526,300	28,526,300	-	-	-	-	-	28,526,300	30,346,800	
-	5,500,000	12,450,000	18,400,000	18,400,000	-	-	-	-	-	18,400,000	17,900,000	
987,110,000	1,291,587,000	1,367,863,800	1,418,542,700	1,418,542,700	-	-	-	-	(85,097,600)	1,333,445,100	1,309,215,200	Excludes \$60,635,400 ABRA
45,232,800	51,366,800	62,334,600	62,405,700	62,405,700	-	-	-	-	-	62,405,700	63,825,900	
1,032,342,800	1,342,953,800	1,429,698,400	1,480,948,400	1,480,948,400	-	-	-	-	(85,097,600)	1,395,850,800	1,373,041,100	
10,638,300	11,364,000	11,488,400	12,157,900	12,157,900	(523,000)	-	-	(2,000)	-	11,633,900	10,642,000	
68,800	68,800	67,800	67,800	67,800	-	-	-	-	-	67,800	67,800	
10,697,100	11,432,800	11,556,200	12,225,700	12,225,700	(523,000)	-	-	(2,000)	-	11,700,700	10,709,800	
1,042,039,500	1,354,386,600	1,441,254,600	1,493,174,100	1,493,174,100	(523,000)	-	-	(2,000)	(85,097,600)	1,407,551,500	1,383,750,900	FY 2010 figure excludes \$442,200 ABRA
33,675,700	35,032,800	36,618,500	39,298,500	39,298,500	(1,310,300)	(120,300)	-	(252,000)	-	37,415,900	36,594,100	
20,524,900	22,867,200	23,587,700	29,666,400	29,666,400	(1,182,300)	(1,400)	(591,200)	(160,900)	-	27,730,600	26,407,000	Excludes \$1,640,200 ABRA
300,000	300,000	300,000	600,000	600,000	-	-	-	-	-	600,000	585,000	
20,823,900	22,867,200	23,887,700	30,266,400	30,266,400	(1,182,300)	(1,400)	(591,200)	(160,900)	-	28,330,600	26,992,000	
228,934,100	243,726,400	264,227,700	285,151,500	285,151,500	(11,047,200)	(1,662,800)	(4,060,800)	(1,943,600)	-	266,437,100	243,278,100	
9,519,600	7,624,800	7,851,500	8,595,000	8,595,000	-	-	-	-	-	8,595,000	9,616,400	
238,453,700	251,351,200	272,079,200	293,746,500	293,746,500	(11,047,200)	(1,662,800)	(4,060,800)	(1,943,600)	-	275,032,100	252,894,500	
292,953,300	308,751,200	332,585,400	363,331,400	363,331,400	(13,539,600)	(1,584,500)	(4,652,000)	(2,556,500)	-	340,778,600	316,480,700	
1,335,993,200	1,653,137,800	1,773,840,000	1,856,485,500	1,856,485,500	(14,062,800)	(1,984,500)	(4,652,000)	(2,358,500)	(85,097,600)	1,748,330,100	1,700,231,600	
377,144,600	24.5%	110,702,200	82,645,500	82,645,500						(25,509,900)	(48,098,500)	
Percentage Change		6.7%	4.7%							-1.4%	-2.8%	

## PART 5, SECTION A: STATE USES OF THE EDUCATION STABILIZATION FUND

### SPECIAL NOTES:

- Section A of Part 5 requests data on the Education Stabilization Fund (CFDA No. 84.394). In completing this portion of the application, please refer to Appendix D – Instructions for Part 5: State Uses of Funds.
- At a later date, the Department will collect data on the levels of State support for elementary, secondary, and postsecondary education in FY 2011.
- These data may differ from the data in the levels of support for maintenance-of-effort purposes. *See* instructions in Appendix D.
- The term “postsecondary education” refers to public IHEs.

### 1. Levels of State Support for Elementary, Secondary, and Postsecondary Education

Provide the following data on the levels of State support for elementary, secondary, and postsecondary education:

- |   |                           |
|---|---------------------------|
| (a) Level of State support for elementary and secondary education in FY 2008 provided through the State’s primary elementary and secondary education funding formulae | \$1,441,254,600           |
| (b) Level of State support for public IHEs in FY 2008   | \$ 332,585,400            |
| (c) Level of State support for elementary and secondary education in FY 2009 provided through the State’s primary elementary and secondary education funding formulae | \$1,407,551,500 (reduced) |
| (d) Level of State support for public IHEs in FY 2009   | \$ 340,778,600 (reduced)  |
| (e) Level of State support for elementary and secondary education in FY 2010 provided through the State’s primary elementary and secondary education funding formulae | \$1,383,750,900           |
| (f) Level of State support for public IHEs in FY 2010   | \$ 316,480,700            |

**Additional Information:** Did the State, prior to October 1, 2008, approve formula increases to support elementary and secondary education in FY 2010 or 2011, or to phase in State equity and adequacy adjustments?\*

☐ Yes

☒ No

\* *See* Appendix D Worksheets for further guidance on how such increases affect a State’s “use of funds” calculations.

## 2. State's Primary Education Funding Formulae

**Additional Submission Requirement:** In an attachment to the application, identify and describe each of the State's primary elementary and secondary education funding formulae that were used in determining the calculations provided above for the levels of State support for elementary and secondary education.

## 3. Data on State Support for Postsecondary Education

**Additional Submission Requirement:** In an attachment to the application, identify and describe the specific State data sources that were used in determining the calculations provided above for the levels of State support for public IHEs.

## 4. Restoration Amounts

Based on the Worksheets included in Appendix D, calculate and provide the amount of Education Stabilization funds that the State will use to restore the levels of State support for elementary, secondary, and postsecondary education in FYs 2009 and 2010. As explained in the Instructions in Appendix D, a State must determine the amount of funds needed to restore fully the levels of State support for elementary, secondary, and postsecondary education in FY 2009 before determining the amount of funds available to restore the levels of such support in FY 2010.

### SPECIAL NOTES:

- At a later date, the Department will collect data on the amount of funds, if any, that remain available to (1) restore the levels of State support for elementary, secondary, and postsecondary education in FY 2011, and (2) award subgrants to local educational agencies (LEAs) based on their proportionate shares of funding under Part A of Title I of the ESEA.
- The calculations for these data must be based on the State's total Education Stabilization Fund allocation as reflected in Appendix A and not on the State's initial Education Stabilization Fund award.
- Although the State must follow the Instructions in Appendix D, in order to determine the amount of funds that LEAs and IHEs will receive under the program (i.e., the "restoration amounts"), the Governor has discretion in determining when to release these funds to LEAs and IHEs.

- (a) Amount of the State's total Education Stabilization Fund allocation to be used to restore the level of State support for elementary and secondary education in FY 2009 \$85,097,600
- (b) Amount of the State's total Education Stabilization Fund allocation to be used to restore the level of State support for public IHEs in FY 2009 \$0

### **Part 5, Section A, #3**

Data sources used in determining levels of state support:

Idaho Division of Financial Management Budget Development System database (includes information on legislation currently pending before state legislature)

**Restoration Amounts (continued)**

- |  |              |
|--|--------------|
| (c) Amount of the State's total Education Stabilization Fund allocation to be used to restore the level of State support for elementary and secondary education in FY 2010 | \$61,077,600 |
| (d) Amount of the State's total Education Stabilization Fund allocation to be used to restore the level of State support for public IHEs in FY 2010                        | \$17,683,900 |
| (e) Amount of funds, if any, remaining after restoring State support for elementary, secondary, and postsecondary education in FY 2009 and FY 2010                         | \$37,840,582 |

**5. Process for Awarding Funds to Public IHEs**

**Additional Submission Requirement:** In an attachment to the application, describe the process that the State will use to determine the amount of funding that individual public IHEs will receive from the funds that the State sets aside to restore the levels of State support for these institutions.

Public School Funds come primarily from state general funds, and are supplemented by federal funds and state dedicated funds. For FY 2009, the following amounts were appropriated by the 2008 Legislature:

General Account	\$1,418,542,700
Dedicated Accounts	55,405,700
Cigarette and Lottery Taxes	7,000,000
Federal Funds	<u>215,000,000</u>
 TOTAL REVENUES	 \$1,695,948,400

The state funds are distributed to public schools according to statute (Title 33, Chapter 10, Idaho Code) and appropriation intent language (special distributions).

Average Daily Attendance (ADA) is calculated from data provided by public schools. There are three reporting periods that end on the first Friday in November, the first Friday in March, and the last day of school. A day of attendance is defined in State Board of Education rules and is basically a minimum of 2 ½ hours for kindergarten students and a minimum of 4 hours for grades 1-12.

ADA is converted to Support Units, per §33-1002 (6), Idaho Code. The divisors take the size of the School District or Charter School into consideration. That is, the larger the ADA, the larger the divisor; the smaller the ADA, the smaller the divisor. In other words, smaller programs will require less ADA to generate a support unit, and larger programs will require more ADA to generate a support unit. This results in more funding per student for smaller programs, taking into consideration smaller class sizes that still require full-time staffing costs.

The Divisors also are a factor in how much is distributed by grade category. For example, a Support Unit (estimated at \$90,000) equals approximately:

- \$2,250 per Kindergarten student ADA (divisor of 40)
- \$3,900 to \$7,500 per Elementary (grades 1-6) ADA (divisors from 12 to 23)
- \$4,800 to \$7,500 per Secondary (grades 7-12) ADA (divisors from 12 to 18.5)
- \$6,200 per Exceptional ADA (divisor of 14.5)
- \$7,500 per Alternative Secondary (grades 7-12) ADA (divisor of 12)

Support Units are used to calculate Salary & Benefit apportionment, and discretionary funds. Support Units based on the first reporting period are used to calculate Salary & Benefit apportionment. Best-28 week Support Units are used to calculate discretionary funds.

Staff hired are categorized into three areas:

- Instructional
- Administrative
- Classified

For Instructional and Administrative staff, an Experience and Education Multiplier (index) per §33-1004A, Idaho Code, will be generated and used to calculate Salary & Benefit apportionment. The higher the index, the higher the Salary Apportionment. The lower the index, the lower the Salary Apportionment.

For each Support Unit, the following Staff Allowance ratios per §33-1004, Idaho Code will be used to calculate Staff Allowance:

- Instructional = 1.1
- Administrative = 0.075
- Classified = 0.375

For example, 50 support units will provide 55 Instructional Staff Allowance ( $50 \times 1.1$ ), 3.75 Administrative Staff Allowance ( $50 \times 0.075$ ), and 18.75 Classified Staff Allowance ( $50 \times 0.375$ ).

Base salaries for each category, as well as the minimum Instructional salary are reviewed and set by the Legislature each session.

A School District's or Charter School's Salary Apportionment is basically:

Support Units x Staff Allowance Ratio x Index (except Classified) x Base Salary

A School District must employ at least the number of Instructional staff in order to receive its Instructional Staff Allowance [§33-1004 (2), Idaho Code]. This is commonly referred to as the "use it or lose it" provision. Charter Schools are exempt from this statutory requirement.

Benefit apportionment is basically 18.04% of Salary Apportionment and is based on the Public Employee Retirement System of Idaho (PERSI) and FICA. It is limited to the smaller of the Staff Allowance or Actual Salaries.

In summary, the amount per ADA that a School District or Charter School receives is generally based on:

- Size (in terms of ADA)
- Student Mix (grades served)
- Staff hired (Experience & Education Multiplier)

Other Statutory distributions such as Pupil Transportation, Border Contracts, Exceptional Contracts / Tuition Equivalents, Early Retirement Incentive, Bond Levy Equalization Support Program, and Lottery are calculated according to statute and rule.

Special Distributions such as Classroom Supplies, Textbook Allowance, Remediation, Technology, Idaho Reading Initiative, and Gifted / Talented are calculated according to appropriation bill intent language.

4/13/2009

K-12

## 500 Public Education

[illegible]

IDaho EDUCATION FY 2006-FY 2010  
(IN WHOLE DOLLARS)

IDaho EDUCATION FY 2006-FY 2010  
(IN WHOLE DOLLARS)

	Appropriation FY 2006	Appropriation FY 2007	Appropriation FY 2008	FY 2009 Changes				Health Benefits	ABRA Substitute	REDUCED FY 2009	CURRENT ESTIMATE FY 2010	FY 2010 Comments
				4% Sept/Dec	Feb One-Time	2% Feb						
503 Professional Technical Education												
Higher Education												
Post-Secondary												
General Fund	33,675,700	35,032,800	36,638,500	(1,310,300)	(320,300)	-	(252,000)	-	-	37,415,900	36,594,200	FY 2010 figure excludes \$79,900 ABRA
505 Community Colleges												
General Fund	20,523,900	22,067,200	23,887,700	(1,182,300)	(1,400)	(591,200)	(160,900)	-	-	27,730,600	26,407,000	Excludes \$1,640,200 ABRA
Dedicated Funds (Alcohol Sales Revenue)	300,000	300,000	300,000	-	-	-	-	-	-	600,000	585,000	
Total Community Colleges	20,823,900	22,367,200	23,887,700	(1,182,300)	(1,400)	(591,200)	(160,900)	-	-	28,330,600	26,992,000	
510 Universities and College												
General Fund	228,994,100	243,276,400	264,227,700	(11,047,200)	(1,662,800)	(4,060,800)	(1,943,600)	-	-	266,837,100	243,278,100	Excludes \$15,313,800 ABRA
Dedicated Funds (Endowment)	9,519,600	7,624,800	7,851,500	-	-	-	-	-	-	8,595,000	9,616,400	
Total Universities and College	238,453,700	251,351,200	272,079,200	(11,047,200)	(1,662,800)	(4,060,800)	(1,943,600)	-	-	275,432,100	252,894,500	
TOTAL Higher Education	292,853,200	308,751,200	337,656,600	(13,539,800)	(1,984,500)	(4,652,000)	(2,355,500)	-	-	340,778,600	316,880,700	\$17,683,900 ABRA Subtotal High Ed
GRAND TOTAL	1,315,993,200	1,653,137,800	1,773,840,000	(14,062,800)	(1,984,500)	(4,652,000)	(2,355,500)	-	-	(85,097,600)	1,700,231,600	
Year-to-Year Change		317,144,600	110,702,200					(25,509,900)		(48,098,500)		
Percentage Change		24.5%	6.7%					-1.4%		-2.8%		

ABRA Balance	
TOTAL	201,699,682
Less: K-12 (2009)	(85,097,600)
Less: High Ed (2008)	(61,077,600)
Less: High Ed (2010)	(17,683,500)
Remaining Amount	37,840,982

**PART 5, SECTION B: STATE USES OF THE  
GOVERNMENT SERVICES FUND**

**SPECIAL NOTES:**

- Section B of Part 5 requests data on the Government Services Fund (CFDA No. 84.397).
- In this section, provide preliminary estimates of the percentage of the Government Services Fund that the State intends to spend under various broad categories (to the extent such estimates are available). The total percentages in the chart should equal 100 percent.
- To the extent such estimates are available, the estimated percentages must be based on the State's total Government Services Fund allocation and not on the State's initial Government Services Fund award.

**Uses of the Government Services Fund**

<b>Category</b>	<b>Estimated Percentage of Funds to Be Used</b>
Public Safety	
Elementary and secondary education (excluding modernization, renovation, or repair of public school facilities)	6.7%
Public IHEs (excluding modernization, renovation, or repair of IHEs)	
Modernization, renovation, or repair of public school facilities	
Modernization, renovation, or repair of IHEs	
Medicaid	
Public assistance	
Transportation	38.9%
Other (please describe) Water/Waste-water	33.4%
Undetermined (remaining for FY 2011)	21.0%
Undetermined	
<b>TOTAL</b>	<b>100%</b>

## PART 6: ACCOUNTABILITY, TRANSPARENCY, AND REPORTING ASSURANCES


The Governor or his/her authorized representative assures that the State will comply with all of the accountability, transparency, and reporting requirements that apply to the Stabilization program, including the following:

- For each year of the program, the State will submit a report to the Secretary, at such time and in such manner as the Secretary may require, that describes:
  - the uses of funds within the State;
  - how the State distributed the funds it received;
  - the number of jobs that the Governor estimates were saved or created with the funds;
  - tax increases that the Governor estimates were averted because of the funds;
  - the State's progress in reducing inequities in the distribution of highly qualified teachers, implementing a State longitudinal data system, and developing and implementing valid and reliable assessments for limited English proficient students and children with disabilities;
  - the tuition and fee increases for in-State students imposed by public IHEs and a description of any actions taken by the State to limit the increases;
  - the extent to which public IHEs maintained, increased, or decreased enrollment of in-State students, including those students eligible for Pell Grants or other need-based financial aid; and
  - a description of each modernization, renovation or repair project funded, including the amounts awarded and project costs. (ARRA Division A, Section 14008)
- The State will cooperate with any Comptroller General evaluation of the uses of funds and the impact of funding on the progress made toward closing achievement gaps. (ARRA Division A, Section 14009)
- If the State uses funds for any infrastructure investment, the State will certify that the investment received the full review and vetting required by law and that the chief executive accepts responsibility that the investment is an appropriate use of taxpayer funds. This certification will include a description of the investment, the estimated total cost, and the amount of covered funds to be used. The certification will be posted on the State's website and linked to [www.Recovery.gov](http://www.Recovery.gov). A State or local agency may not use funds under the ARRA for infrastructure investment funding unless this certification is made and posted. (ARRA Division A, Section 1511)
- The State will submit reports, within 10 days after the end of each calendar quarter, that contain the information required under section 1512(c) of the ARRA in accordance with any guidance issued by Office of Management and Budget or the Department. (ARRA Division A, Section 1512(c))
- The State will cooperate with any Inspector General examination of records under the program. (ARRA Division A, Section 1515)

Governor or Authorized Representative of the Governor (Printed Name):

**Governor C.L. "Butch" Otter**

Signature:



Date:

*April 24, 2009*

## PART 7: OTHER ASSURANCES AND CERTIFICATIONS

The Governor or his/her authorized representative assures or certifies the following:

- The State will comply with all applicable assurances in OMB Standard Forms 424B and D (Assurances for Non-Construction and Construction Programs), including the assurances relating to the legal authority to apply for assistance; access to records; conflict of interest; merit systems; nondiscrimination; Hatch Act provisions; labor standards; flood hazards; historic preservation; protection of human subjects; animal welfare; lead-based paint; Single Audit Act; and the general agreement to comply with all applicable Federal laws, executive orders and regulations.
- With respect to the certification regarding lobbying in Department Form 80-0013, no Federal appropriated funds have been paid or will be paid to any person for influencing or attempting to influence an officer or employee of any agency, a Member of Congress, an officer or employee of Congress, or an employee of a Member of Congress in connection with the making or renewal of Federal grants under this program; the State will complete and submit Standard Form-LLL, "Disclosure Form to Report Lobbying," when required (34 C.F.R. Part 82, Appendix B); and the State will require the full certification, as set forth in 34 C.F.R. Part 82, Appendix A, in the award documents for all subawards at all tiers.
- The State will comply with all of the operational and administrative provisions in Title XV and XIV of the ARRA, including Buy American Requirements (ARRA Division A, Section 1605), Wage Rate Requirements (ARRA Division A, Section 1606), and any applicable environmental impact requirements of the National Environmental Policy Act of 1970 (NEPA), as amended, (42 U.S.C. 4371 *et seq.*) (ARRA Division A, Section 1609). In using ARRA funds for infrastructure investment recipients will comply with the requirement regarding Preferences for Quick Start Activities (ARRA Division A, Section 1602).
- Any LEA receiving funding under this program will have on file with the State a set of assurances that meets the requirements of section 442 of the General Education Provisions Act (GEPA) (20 U.S.C. 1232e).
- To the extent applicable, an LEA will include in its local application a description of how the LEA will comply with the requirements of section 427 of GEPA (20 U.S.C. 1228a). The description must include information on the steps the LEA proposes to take to permit students, teachers, and other program beneficiaries to overcome barriers (including barriers based on gender, race, color, national origin, disability, and age) that impede access to, or participation in, the program.

- The State and other entities will comply with the following provisions of Education Department General Administrative Regulations (EDGAR), as applicable: 34 CFR Part 74 -- Administration of Grants and Agreements with Institutions of Higher Education, Hospitals, and Other Non-Profit Organizations; 34 CFR Part 76 -- State-Administered Programs, including the construction requirements in section 75.600 through 75.617 that are incorporated by reference in section 76.600; 34 CFR Part 77 -- Definitions that Apply to Department Regulations; 34 CFR Part 80 -- Uniform Administrative Requirements for Grants and Cooperative Agreements to State and Local Governments, including the procurement provisions; 34 CFR Part 81 -- General Education Provisions Act—Enforcement; 34 CFR Part 82 -- New Restrictions on Lobbying; 34 CFR Part 85 -- Governmentwide Debarment and Suspension (Nonprocurement).

Governor or Authorized Representative of the Governor (Printed Name):	
<b>Governor C.L. "Butch" Otter</b>	
Signature:	Date:
